



Main

Range of product	Magelis XBTGK
Product or component type	Advanced touchscreen panel with keyboard
Display type	Backlit monochrome STN LCD
Display colour	16 levels of grey Black and white
Display resolution	320 x 240 pixels QVGA
Display size	5.7 inch
Software type	Configuration software
Software designation	Vijeo Designer
Operating system	Magelis
Processor name	CPU RISC
Processor frequency	133 MHz
Memory description	512 kB SRAM back up of data with lithium battery back-up
Resistance to electrostatic discharge	4 kV conforming to IEC 61000-4-2 level 3
Cut-out dimensions	209 (+/- 0.4) x 243 (+/- 0.4) mm

Complementary

Touch sensitive zone	1024 x 1024
Touch panel	Analogue
Backlight lifespan	58000 hours
Brightness	8 levels via touch panel
Contrast	8 levels via touch panel
Character font	ASCII (European characters) Chinese (simplified Chinese) Japanese (ANK, Kanji) Korean Taiwanese (traditional Chinese)
[Us] rated supply voltage	24 V DC
Supply	External source

Supply voltage limits	19.2...28.8 V
Inrush current	<= 30 A
Power consumption in W	26 W
Number of dynamic function keys symb	14 with LED
Number of static function keys	10 with LED and labels
Number of SERVICE keys	8
Number of alphanumeric keys	12
Local signalling	1 LED with green or orange for normal operation or backlighting faulty
Number of pages	Limited by internal memory capacity
Downloadable protocols	FIPWAY Telemecanique Modicon Modbus Plus Telemecanique Modicon Modbus TCP Telemecanique Modicon Modbus Telemecanique Modicon Third party protocols Mitsubishi Melsec Third party protocols Omron Sysmac Third party protocols Rockwell Automation Allen-Bradley Third party protocols Siemens Simatic Uni-TE Telemecanique Modicon
Realtime clock	Built-in
Use of slot	For 1 fieldbus communication card (Device Net, Profibus DP)
Port Ethernet	10BASE-T/100BASE-TX
Product mounting	Flush mounting
Fixing mode	By 10 spring clips By 4 screw clamps
Front material	Aluminium alloy
Enclosure material	PPT
Marking	CE
Width	220.3 mm
Height	265 mm
Depth	60.3 mm

Environment

Immunity to microbreaks	<= 5 ms
Standards	EN 61131-2 FCC Class A IEC 61000-6-2 UL 1604 UL 508 CSA C22.2 No 14
Product certifications	CSA Class 1 Division 2 T4A CSA Class 1 Division 2 T5 C-Tick cULus UL Class 1 Division 2 T4A UL Class 1 Division 2 T5
Ambient air temperature for operation	0...50 °C
Ambient air temperature for storage	-20...60 °C
Relative humidity	0...90 % without condensation
Operating altitude	< 2000 m
IP degree of protection	IP20 (rear panel) conforming to IEC 60529 IP65 (front panel) conforming to IEC 60529
NEMA degree of protection	NEMA 4X front panel (indoor use)
Shock resistance	15 gn for 11 ms conforming to IEC 60068-2-27
Resistance to electromagnetic fields	10 V/m conforming to IEC 61000-4-3
Resistance to fast transients	2 kV conforming to IEC 61000-4-4 level 3

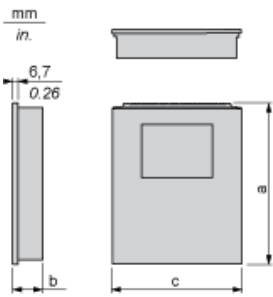
Offer Sustainability

Sustainable offer status	Green Premium product
RoHS (date code: YYWW)	Compliant - since 0739 - Schneider Electric declaration of conformity Schneider Electric declaration of conformity
REACH	Reference not containing SVHC above the threshold Reference not containing SVHC above the threshold
Product environmental profile	Available
Product end of life instructions	Available

Contractual warranty

Warranty period	18 months
-----------------	-----------

Dimensions

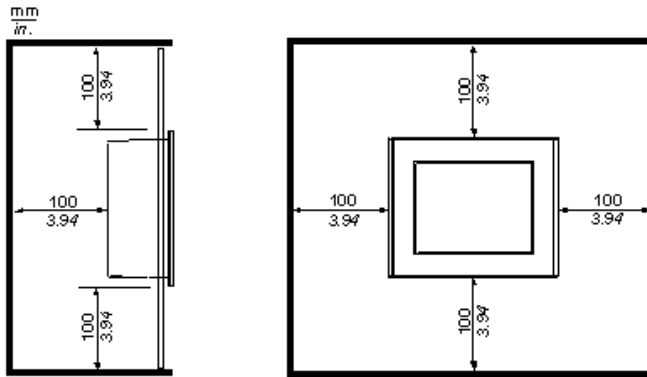


Product Reference	a	b	c
XBTGK2120	265 mm/10.43 in.	60.3 mm/2.37 in.	220.3 mm/8.67 in.
XBTGK2330			
XBTGK5330	332 mm/13.07 in.	72.7 mm/2.86 in.	296 mm/11.65 in.

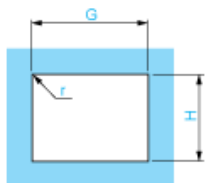
Clearance

Installation Requirements

For easier maintenance, operation and improved ventilation, be sure to install the unit at least 100 mm (3.94 in) away from adjacent structures and other equipment:



Panel Cut-out Dimensions



Dimensions in mm

Graphic Display Terminal	Cut-out for Flush Mounting			
	H	G	r	Panel Thickness
XBTGK2120 XBTGK2330	243 (-/+ 0.4)	209 (-/+ 0.4)	3 max.	1.6 ... 10
XBTGK5330	309 (-/+ 0.4)	285 (-/+ 0.4)	3 max.	1.6 ... 10

Dimensions in in.

Graphic Display Terminal	Cut-out for Flush Mounting			
	H	G	r	Panel Thickness
XBTGK2120 XBTGK2330	9.57 (-/+ 0.02)	8.23 (-/+ 0.02)	0.12 max.	0.06 ... 0.39
XBTGK5330	12.17 (-/+ 0.02)	11.22 (-/+ 0.02)	0.12 max.	0.06 ... 0.39

XBTGK2120 is replaced by:



Keypad Panels HMIGK2310

Keypad-touchscreen panel color - 320 x 240 pixels QVGA- 5.7" - TFT LCD

Qty 1

Reason for Substitution: End of life | Substitution date: 09 January 2016