

# XY2AU2

enabling switch - 2 NO + 1 NC - 1 NO additional contact - double insulated



## Main

Range of product	Preventa XY2
Product or component type	Enabling switch
Component name	XY2AU
Enclosure type	Double insulated

## Complementary

Contacts type and composition	2 NO + 1 NC
Installed device	1 NO additional contact
Operator position information	3 positions
Enclosure material	PA66
Connections - terminals	Terminal block : 1 x 0.34...1 x 1.5 mm <sup>2</sup>
Mechanical durability	1000000 cycles
Cable entry	1 entry, 7...13 mm
Contact code designation	C300 with AC-15 utilisation category at 125 V, 0.75 A AC current conforming to IEC 60947-5-1 appendix A C300 with AC-15 utilisation category at 250 V, 1.5 A AC current conforming to IEC 60947-5-1 appendix A R300 with DC-13 utilisation category at 125 V, 0.22 A DC current conforming to IEC 60947-5-1 appendix A R300 with DC-13 utilisation category at 250 V, 0.1 A DC current conforming to IEC 60947-5-1 appendix A
[Ithe] conventional enclosed thermal current	5 A
[Ui] rated insulation voltage	250 V inside (degree of pollution: 2) conforming to IEC 60947-1 250 V outside (degree of pollution: 3) conforming to IEC 60947-1 125 V on supplementary contact
[Uimp] rated impulse withstand voltage	2.5 kV conforming to EN 60947-1
Positive opening	With conforming to IEC 60947-5-1 appendix K
Contact operation	Slow-break
Operating force	12 N 50 N
Short-circuit protection	4 A fuse protection by cartridge fuse type gG
Product weight	0.32 kg

Disclaimer: This documentation is not intended as a substitute for and is not to be used for determining suitability or reliability of these products for specific user applications

## Environment

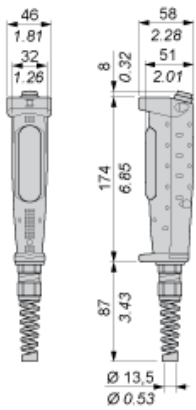
Standards	CULus 508 EN/IEC 60947-1 EN/IEC 60947-5-1 CSA C22.2 No 14
Protective treatment	TC
Ambient air temperature for operation	-10...60 °C
Ambient air temperature for storage	-40...70 °C
Vibration resistance	6 gn (f = 5...55 Hz) conforming to IEC 60068-2-6
Shock resistance	10 gn for 11 ms conforming to IEC 60068-2-27
Electrical shock protection class	Class II conforming to EN/IEC 61140
IP degree of protection	IP65 conforming to IEC 60529
IK degree of protection	IK06 conforming to EN 50102

## Contractual warranty

Warranty period	18 months
-----------------	-----------

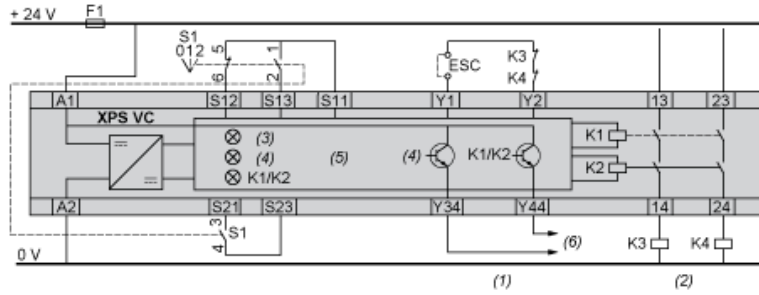
Dimensions

mm  
in.

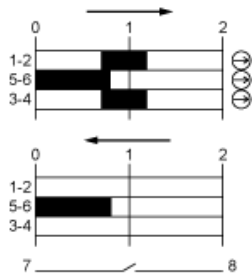


Wiring Diagram Example

With XPSVC Safety Module



- ESC external start conditions
- (1) 2 solid state outputs
- (2) 2 safety outputs
- (3) supply A1/A2
- (4) fault
- (5) logic
- (6) to PLC



contact closed

contact open

N/C contact with positive opening operation